



V7-2B17D8-048



Actual product appearance may vary.

V7 Series Miniature Basic Switch, Single Pole Double Throw Circuitry, 11 A at 277 Vac, Straight Lever Actuator, 0,20 N [0.7 oz] Maximum Operating Force, Silver Contacts, Quick Connect Termination

V7 Series Features

- World-wide package size acceptance
- Current rating ranges from 0.1 A to 25 A
- Wiping contact action
- Temperature range to 177 °C [350 ° F]
- Long mechanical life
- Elongated mounting holes for easier, more accurate mounting
- UL/CSA recognized, ENEC (European) approval available
- Choice of actuation, termination and operating characteristics

Potential Applications

- Appliances
- Vending machines
- Timing devices
- Office equipment
- Computer/business equipment
- Test instruments
- Medical/dental equipment
- Communications equipment
- HVAC equipment
- Manually operated devices
- Valves
- Gaming equipment
- Pressure switches

Description

MICRO SWITCH™ V5 and V7 Series basic switches are used for simple or precision on/off, end of limit, presence/absence, pressure, temperature and manual operator interface application needs.

Product Specifications	
Switch Type	MICRO SWITCH™ Miniature 15,9 mm H x 10,2 mm W x 28,8 mm L [0.63 in H x 0.4 in W x 1.14 in L]
Sealed	No
Ampere Rating	11 A
Circuitry	Single Pole Double Throw (SPDT)
Actuator	Straight Lever
Termination	Quick Connect
Operating Temperature Range	-40 °C to 82 °C [-40 °F to 180 °F]
Voltage	277 Vac
Approvals	CSA,UL,ENEC
Actuator Length	59,4 mm [2.34 in]
Contact Type	Silver

Operating Force (O.F.)	0,20 N [0.7 oz] max.
Release Force (R.F.)	0,009 N [0.04 oz] min.
Pretravel (P.T.)	5,97 mm [0.235 in] max.
Overtravel (O.T.)	2,92 mm [0.115 in] min.
Differential Travel (D.T.)	1,27 mm [0.050] max.
Operating Position (O.P.)	15,3 ± 2,032 mm [0.603 ± 0.080 in]
Housing Material	PCT PolyesterThermoplastic
High Temperature	85 °C [185 °F]
CE mark	61058-1
UL File #	E12252
CSA File #	LR41370
Agency Approvals and Standards	1054
Mounting Centers	22,2 mm [0.88 in]
Maximum Tightening Torque	0,56 N m [5.0 in lb]
Weight	8 g [0.3 oz]
Package Height	16 mm [0.63 in]
Package Width	10,2 mm [0.40 in]
Package Length	27,7 mm [1.09 in]
Availability	Global
UNSPSC Code	30211905
UNSPSC Commodity	30211905 Snap switches
Series Name	V7

MICRO SWITCH
a Honeywell Division

FED. MFG. CODE 91 929

SWITCH-BASIC

CATALOG LISTING

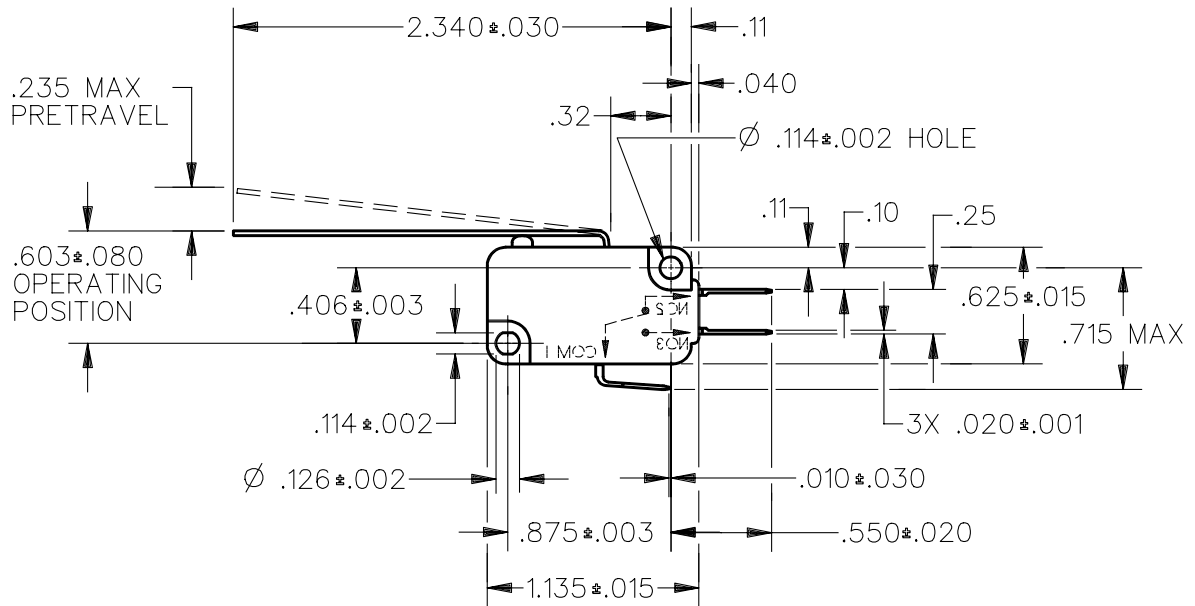
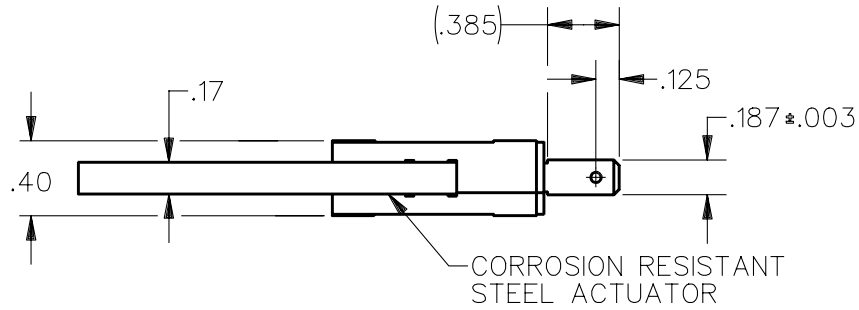
V7-2B17D8-048

CW-B3088

CATALOG LISTING
V7-2B17D8-048
REPLACES
RELEASE NO. PR-19143
ISSUE
M
2

REVISIONS
A CO 76214
G R T
20 OCT 93

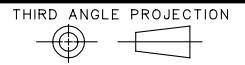
DDM/CAD
DRAWN
B A B 20 JUN 91
CHECK
L A D 26 JUN 91
CHECK



NOTE
1 - CAUTION: OVERTRAVEL FORCE ON LEVER MUST NOT RESULT IN AN OVERTRAVEL FORCE ON PLUNGER EXCEEDING 5 LBS

ANSI Y14.5M-1982 APPLIES

THIS DRAWING COVERS A PROPRIETARY ITEM AND IS THE PROPERTY OF MICRO SWITCH, A DIVISION OF HONEYWELL. THIS DRAWING IS NOT TO BE COPIED OR USED WITHOUT THE APPROVAL OF MICRO SWITCH.



CHARACTERISTICS	ELECTRICAL DATA	SCALE FULL	DO NOT SCALE PRINT
OPERATING FORCE --- 20 GRAMS MAX	CONTACT ARRANGEMENT S P D T	UNLESS OTHERWISE SPECIFIED TOLERANCES ARE ONE PLACE (.0) ± .030 TWO PLACE (.00) ± .015 THREE PLACE (.000) ± .005 ANGLES ± WEIGHT	
RELEASE FORCE --- 1 GRAM MIN	L156 11A 1/3HP 125, 250 OR 277 VAC 1/2A 125 VDC, 1/4A 250 VDC 4A 125 VAC "L"		
DIFFERENTIAL TRAVEL --- .050 MAX			
OVERTRAVEL --- .115 MIN			
RELEASE TRAVEL --- .030 MIN			

